



Disease can be spread or introduced to remote bushland areas through a variety of activities.

Important actions to prevent the spread of pests and diseases

- ▶ Don't move soil, gravel or plants from one location to another
- ▶ Don't use felt-soled boots or waders – use gumboots, or PVC or neoprene waders
- ▶ Check, clean and disinfect or dry all equipment and boots



Let us help you protect what you love.

NRM South:


313 Macquarie St
PO Box 425 South Hobart TAS 7004
Phone (03) 6221 6111
Email: admin@nrmsouth.org.au

For more information download the *Keeping it Clean* manual from our website

www.nrmsouth.org.au

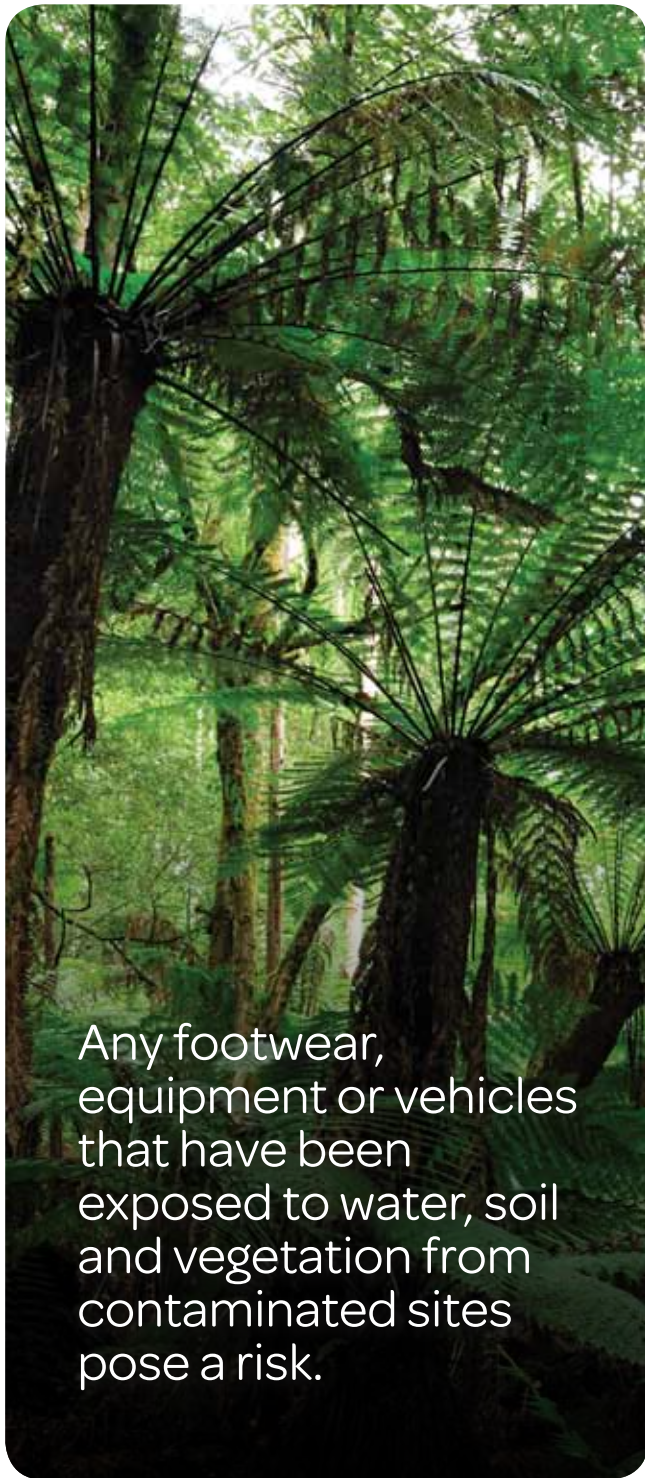


CARING
FOR
OUR
COUNTRY



Simple steps for protecting Tasmania's wilderness.





Any footwear, equipment or vehicles that have been exposed to water, soil and vegetation from contaminated sites pose a risk.


Tasmania's World Heritage Area is a place of immense natural beauty and ecological importance. But it is under threat. There are several pests and pathogens that we *must* prevent from spreading, or we will lose this pristine environment.

Chytrid (frog fungal disease) has already led to widespread death of many of Tasmania's native frogs.

Phytophthora (root rot) destroys the roots of many native plants, particularly the heath species, often leading to plants dying with drought-like symptoms.

Mucor (platypus fungal disease) causes deadly lesions in platypus.

Didymo (rock snot algal pest) completely smothers river beds. Once established, Didymo cannot be removed. It has already infested New Zealand rivers.



All of these pathogens can be spread by extremely small amounts of contaminated soil or water. Once present they are extremely difficult to eradicate and so it is essential to prevent their introduction to new areas. Prevention is the only cure!

Any footwear, equipment or vehicles that have been exposed to water, soil or vegetation from contaminated sites pose a risk.

Awareness and some simple actions can reduce the risk of disease spread.



Four steps to freshwater hygiene



CHECK

Thoroughly CHECK your waders, footwear, equipment, boats and vehicles for mud, soil, algae and plant material before you arrive at or leave each location.



CLEAN

CLEAN your waders, footwear, equipment, boats and vehicles by scrubbing in local or town water before you leave each location. Ensure that all mud, soil and debris is removed and left on site.



DISINFECT

In remote areas, where completely drying footwear and equipment is not possible, DISINFECT by spraying with F10 solution (or for absorbent materials, soaking and scrubbing for at least one minute).



DRY

Before use at another location, completely DRY all waders, footwear, equipment, boats and vehicles.

If you regularly visit remote areas, contact NRM South about obtaining F10 disinfectant and a compact hygiene kit

Images: Hans and Annie Wapstra, Hydro Tasmania and Biosecurity New Zealand.